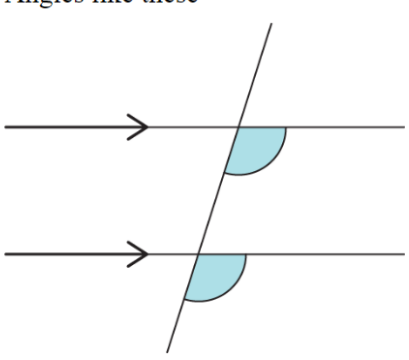
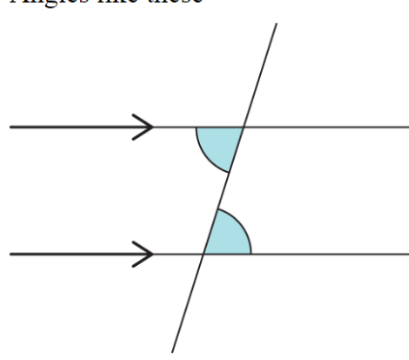
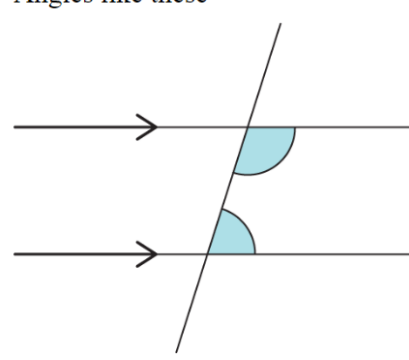
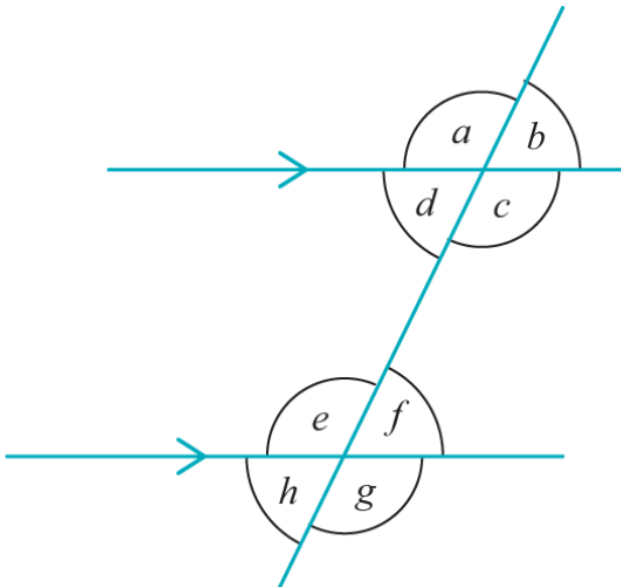


## Worksheet - Angles in Parallel Lines

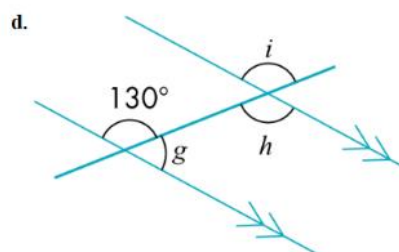
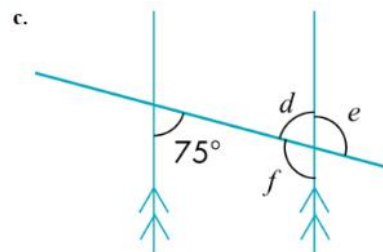
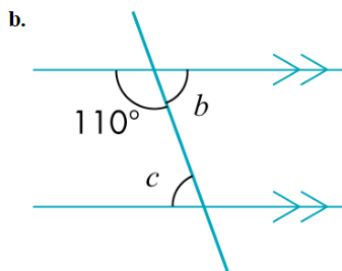
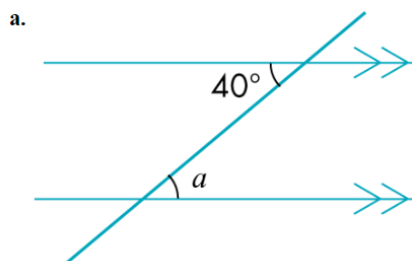
<p>Angles like these</p>  <p>are called <b>corresponding angles</b>. Corresponding angles are equal.</p>	<p>Angles like these</p>  <p>are called <b>alternate angles</b>. Alternate angles are equal.</p>	<p>Angles like these</p>  <p>are called <b>allied angles</b> or co-interior angles. Allied angles add up to <math>180^\circ</math>.</p>
---	---	--

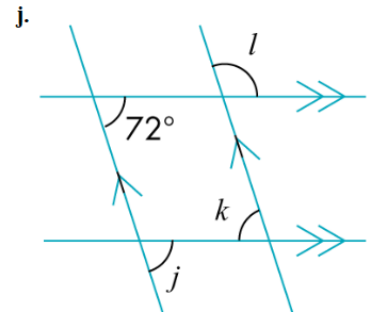
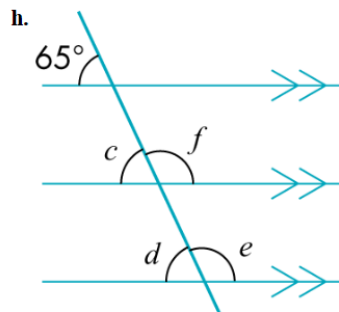
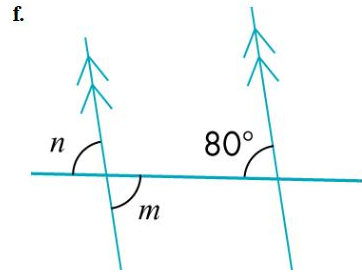
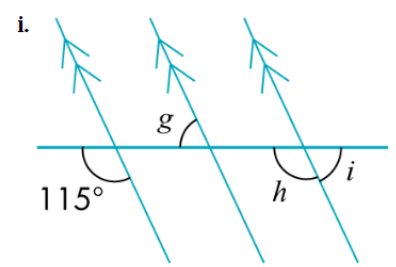
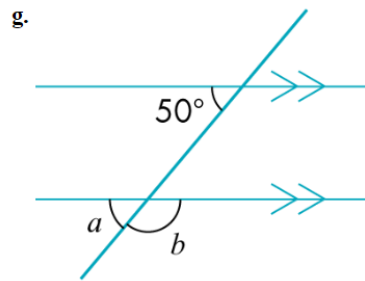
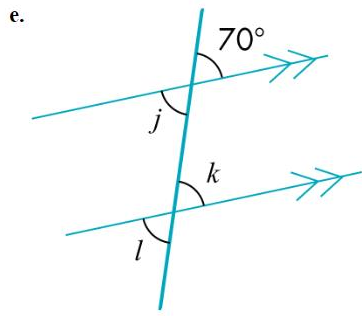
1 Copy and complete these statements to make them true.



- Angles  $h$  and ... are corresponding angles.
- Angles  $d$  and ... are alternate angles.
- Angles  $e$  and ... are allied angles.
- Angles  $b$  and ... are corresponding angles.
- Angles  $c$  and ... are allied angles.
- Angles  $c$  and ... are alternate angles.

2 State the sizes of the lettered angles in each diagram and give a reason.





3 State the sizes of the lettered angles in these diagrams.

